

(1)(a) STATEMENT SHOWING SHAREHOLDING PATTERN

Name of the Company: DOLLAR INDUSTRIES LTD.
 Scrip Code: Name of the Scrip:
 Quarter Ended: 31/12/2013

Class of security:

Page:

Partly paid-up shares:-	No. of partly paid-up shares	As a % of total no. of partly paid-up shares	As a % of total no. of shares of the company
-------------------------	------------------------------	--	--

Held by promoter/promoter group

Held by public
 Total - D

Outstanding convertible securities:-	No. of outstanding securities	As a % of total no. of outstanding convertible securities	As a % of total no. of shares of the company, assuming full conversion of the convertible securities
--------------------------------------	-------------------------------	---	--

Held by promoter/promoter group

Held by public
 Total - E

Warrants:-	No. of warrants	As a % of total no. of warrants	As a % of total no. of shares of the company, assuming full conversion of warrants
------------	-----------------	---------------------------------	--

Held by promoter/promoter group

Held by public
 Total - F

Total paid-up capital of the company, assuming full conversion of warrants and convertible securities: 7745180

Category of Shareholders	Number of shareholders	Total number of shares	Number of shares held in Demat Form	As a % of (A+B)	As a % of (A+B+c)	Number of Pledged shares	As a percentage (ix)=(viii/iv*100)
(ii)	(iii)	(iv)	(v)	(vi)	(vii)	(viii)	(ix)=(viii/iv*100)
Total Shareholding of Promoter & Promoter Group							
Indian							
Individual/HUF	40	539190	Nil	6.962	6.962	Nil	Nil
Central Govt./ State Govt.	Nil	Nil	Nil	Nil	Nil	Nil	Nil
Bodies Corporate	16	4158020	Nil	53.685	53.685	Nil	Nil
Fin. Institutions / Bank	Nil	Nil	Nil	Nil	Nil	Nil	Nil
Any Other	Nil	Nil	Nil	Nil	Nil	Nil	Nil
Sub-Total of (A)(1)	56	4697210	Nil	60.647	60.647	Nil	Nil
Foreign							
Individuals (NRI/Foreign)	Nil	Nil	Nil	Nil	Nil	Nil	Nil
Bodies Corporate	Nil	Nil	Nil	Nil	Nil	Nil	Nil
Institutions	Nil	Nil	Nil	Nil	Nil	Nil	Nil
Qualified Foreign Investors	Nil	Nil	Nil	Nil	Nil	Nil	Nil
Any Other	Nil	Nil	Nil	Nil	Nil	Nil	Nil
Sub-Total of (A)(2)	Nil	Nil	Nil	Nil	Nil	Nil	Nil
Shareholding of Promoter & Promoter Group (A) = A1+A2	56	4697210	Nil	60.647	60.647	Nil	Nil
Public Shareholding							
Institutions							
Mutual Funds / UTI	Nil	Nil	Nil	Nil	Nil	NA	NA
Fin. Institutions / Banks	Nil	Nil	Nil	Nil	Nil	NA	NA
Central Govt./ State Govt.	Nil	Nil	Nil	Nil	Nil	NA	NA
Venture Capital	Nil	Nil	Nil	Nil	Nil	NA	NA
Insurance Company	Nil	Nil	Nil	Nil	Nil	NA	NA
Foreign Inst. Investors	Nil	Nil	Nil	Nil	Nil	NA	NA
Foreign VC Investors	Nil	Nil	Nil	Nil	Nil	NA	NA
Qualified Foreign Investors	Nil	Nil	Nil	Nil	Nil	NA	NA
Any Other	Nil	Nil	Nil	Nil	Nil	NA	NA
Sub-Total (B)(1)	Nil	Nil	Nil	Nil	Nil	NA	NA
Non-Institutions							
Bodies Corporate	20	1667800	Nil	21.533	21.533	NA	NA
Individuals							
i. Individual Shareholders Holding Nominal Share Upto Rs.1 Lakh							
Individual Shareholders	1167	673400	Nil	8.694	8.694	NA	NA
ii. Individual Shareholders Holding Nominal Share greater than Rs.1 Lakh							
Individual Shareholders	17	706750	Nil	9.125	9.125	NA	NA
Qualified Foreign Investors	Nil	Nil	Nil	Nil	Nil	NA	NA
Any Other	Nil	Nil	Nil	Nil	Nil	NA	NA
Sub-Total (B)(2)	1204	3047950	Nil	39.353	39.353	NA	NA
Total Public Shareholding (B) = (B)(1) + (B)(2)	1204	3047950	Nil	39.353	39.353	NA	NA
TOTAL (A)+(B)	1260	7745160	Nil	100.000	100.000	Nil	Nil
Shares held by Custodians And against which DRs have been issued							
Promoter and Promoter group	Nil	Nil	Nil	Nil	Nil	NA	NA
Public	Nil	Nil	Nil	Nil	Nil	NA	NA
GRAND TOTAL (A)+(B)+(C)	1260	7745160	Nil	100.000	100.000	Nil	Nil

Sl. No.	Name of the shareholder	Details of Shares Held		Encumbered shares(%)		
		Number of Shares held	As a % of grand total (A)+(B)+(C)	Number of Pledged Shares held	As a percentage of grand total (A)+(B)+(C)	As a % of sub-clause (1)(a)
(i)	(ii)	(iii)	(iv)	(v)	(vi)=(v)/(iii)*100	(vii)
1.	AMTEK MARKETING PVT. LTD.	542400	7.003	0	0.000	0.0
2.	ARADHANA SHARE CONSULTANCY PVT. LTD.	12000	0.155	0	0.000	0.0
3.	BASUKINATH TRADERS PVT LTD	8400	0.108	0	0.000	0.0
4.	BHAVTARANI SALES PVT. LTD	4800	0.062	0	0.000	0.0
5.	CASTROM AGENCY PVT. LTD.	6000	0.077	0	0.000	0.0
6.	DHANSAPAL VINIMAY PVT. LTD.	6000	0.077	0	0.000	0.0
7.	DISNEY VYAPAAR PVT LTD	4800	0.062	0	0.000	0.0
8.	DYNAMIC TIE-UP PVT. LTD	599700	7.743	0	0.000	0.0
9.	HANDKAMNA SALES PVT. LTD.	6000	0.077	0	0.000	0.0
10.	P G CAPITAL MARKET PVT LTD	250400	3.233	0	0.000	0.0
11.	P G CONSULTANTS PVT LTD	20000	0.258	0	0.000	0.0
12.	SIMPLEX IMPEX PVT. LTD.	2673520	34.519	0	0.000	0.0
13.	SUCHAK ADVISORY SERVICES PVT. LTD	6000	0.077	0	0.000	0.0
14.	SUYASH MERCHANTS PVT. LTD.	6000	0.077	0	0.000	0.0
15.	VIKASH COMMUNICATION PVT. LTD.	6000	0.077	0	0.000	0.0
16.	YASHMAN DEALERS PVT. LTD.	6000	0.077	0	0.000	0.0
17.	ANITA GUPTA	4930	0.064	0	0.000	0.0
18.	ANKIT KUMAR GUPTA	9490	0.123	0	0.000	0.0
19.	ASHOK KUMAR MITTAL	20000	0.258	0	0.000	0.0
20.	BAJRANG LAL GUPTA	14950	0.193	0	0.000	0.0
21.	BINAY GUPTA	310	0.004	0	0.000	0.0
22.	BINAY KUMAR GUPTA (HUF)	2640	0.034	0	0.000	0.0
23.	CHANDRAKALA GUPTA	2860	0.037	0	0.000	0.0
24.	DIN DAYAL GUPTA (HUF)	1020	0.013	0	0.000	0.0
25.	DINDAYAL BAJRANGLAL GUPTA (HUF)	2640	0.034	0	0.000	0.0
26.	DINDAYAL BINAY KUMAR GUPTA (HUF)	2880	0.037	0	0.000	0.0
27.	DINDAYAL GUPTA	11110	0.143	0	0.000	0.0
28.	DINDAYAL KRISHAN KUMAR GUPTA (HUF)	2640	0.034	0	0.000	0.0
29.	DINDAYAL VINOD KUMAR GUPTA (HUF)	2880	0.037	0	0.000	0.0
30.	GAURAV KUMAR GUPTA	7560	0.098	0	0.000	0.0
31.	KIRAN GUPTA	1500	0.019	0	0.000	0.0
32.	KRISHAN KR GUPTA	3250	0.042	0	0.000	0.0
33.	KRISHAN KUMAR GUPTA (HUF)	2940	0.038	0	0.000	0.0
34.	KUSUM GUPTA	1250	0.016	0	0.000	0.0
35.	HANI RAM GOYAL	10000	0.129	0	0.000	0.0
36.	NEENA GOEL	3000	0.039	0	0.000	0.0
37.	HUKESH KUMAR GUPTA	1500	0.019	0	0.000	0.0
38.	NISHA GUPTA	1500	0.019	0	0.000	0.0
39.	NITU GUPTA	3660	0.047	0	0.000	0.0
40.	PAWAN KUMAR GUPTA	50	0.001	0	0.000	0.0
41.	PAWAN KUMAR GUPTA (HUF)	176750	2.282	0	0.000	0.0
42.	PRANOD KUMAR GUPTA	4500	0.058	0	0.000	0.0
43.	RAJESH KUMAR AGARWAL	60	0.001	0	0.000	0.0
44.	RAKESH KUMAR GUPTA	1500	0.019	0	0.000	0.0
45.	RAM AVTAR GUPTA	1500	0.019	0	0.000	0.0
46.	RAM AVTAR AGARWAL	20060	0.259	0	0.000	0.0
47.	RANVINAS AGARWAL	3000	0.039	0	0.000	0.0

Details of warrants		Details of Convertible Securities		Total shares
Number of Warrants held	As a % of total number of warrants of the same Class	Number of convertible securities held	In.r.t. total number of convertible securities of the same class	(including underlying shares assuming full conversion of warrants and convertible securities) as a % of diluted share capital

(viii)	(ix)	(x)	(xi)	(xii)
0	0.000	0	0.000	7.003
0	0.000	0	0.000	0.155
0	0.000	0	0.000	0.108
0	0.000	0	0.000	0.062
0	0.000	0	0.000	0.077
0	0.000	0	0.000	0.077
0	0.000	0	0.000	0.062
0	0.000	0	0.000	7.743
0	0.000	0	0.000	0.077
0	0.000	0	0.000	3.233
0	0.000	0	0.000	0.258
0	0.000	0	0.000	34.519
0	0.000	0	0.000	0.077
0	0.000	0	0.000	0.077
0	0.000	0	0.000	0.077
0	0.000	0	0.000	0.077
0	0.000	0	0.000	0.064
0	0.000	0	0.000	0.123
0	0.000	0	0.000	0.258
0	0.000	0	0.000	0.193
0	0.000	0	0.000	0.004
0	0.000	0	0.000	0.034
0	0.000	0	0.000	0.037
0	0.000	0	0.000	0.013
0	0.000	0	0.000	0.034
0	0.000	0	0.000	0.037
0	0.000	0	0.000	0.143
0	0.000	0	0.000	0.034
0	0.000	0	0.000	0.037
0	0.000	0	0.000	0.098
0	0.000	0	0.000	0.019
0	0.000	0	0.000	0.042
0	0.000	0	0.000	0.038
0	0.000	0	0.000	0.016
0	0.000	0	0.000	0.129
0	0.000	0	0.000	0.039
0	0.000	0	0.000	0.019
0	0.000	0	0.000	0.019
0	0.000	0	0.000	0.047
0	0.000	0	0.000	0.001
0	0.000	0	0.000	2.282
0	0.000	0	0.000	0.058
0	0.000	0	0.000	0.001
0	0.000	0	0.000	0.019
0	0.000	0	0.000	0.019
0	0.000	0	0.000	0.259
0	0.000	0	0.000	0.039

AR INDUSTRIES LTD.


(b) Statement showing holding of securities (including shares, warrants, convertible securities) of persons belonging to the category (Promoter & Promoter Group) As on 31/12/2013

Name of the shareholder	Details of Shares Held		Encumbered shares(*)		Details of warrants Details of Convertible Securities				
	(iii) Number of Shares held	(iv) As % of Grand Total Shares held (A)+(B)+(C)	(v) Number of Pledged Shares held	(vi)=(v)/(iii)*100	(vii) As % of Grand Total (A)+(B)+(C) of sub-clause (i)(a)	(viii) Number of Warrants held	(ix) As % of total Warrants held	(x) Number of convertible securities held	(xi) As % of total convertible securities of the same class
RASHMI GARG	1050	0.014	0	0.000	0.000	0	0.000	0	0.000
RUCHI GUPTA	3300	0.043	0	0.000	0.000	0	0.000	0	0.000
SAJJAN GARG	280	0.004	0	0.000	0.000	0	0.000	0	0.000
SANTOSH MITTAL	10000	0.129	0	0.000	0.000	0	0.000	0	0.000
SEEMA GUPTA	250	0.003	0	0.000	0.000	0	0.000	0	0.000
T SINGH	6000	0.077	0	0.000	0.000	0	0.000	0	0.000
TARAK NATH SHAN	6000	0.077	0	0.000	0.000	0	0.000	0	0.000
VINOD KR GUPTA	189310	2.444	0	0.000	0.000	0	0.000	0	0.000
VINOD KUMAR GUPTA (HUF)	1020	0.013	0	0.000	0.000	0	0.000	0	0.000
TOTAL	4697210	60.647	0	0.000	0.000	Nil	Nil	Nil	Nil

DOLLAR INDUSTRIES LTD.

(I)(c)(ii) Statement showing holding of securities (including shares, warrants, convertible securities) of persons belonging to the category (PUBLIC) and holding more than 1.000(%) of the total number of shares as on 31/12/2013

Srl. Name(s) of the shareholder	Number of Shares held	Shares as a percentage of total number of shares (i.e., Grand Total (A)+(B)+(C) indicated in Statement at para (i)(*) above)	Details of Warrants		Details of convertible Securities		Total shares (including underlying shares assuming full conversion of warrants and convertible securities) as % of diluted share capital
			Number of Warrants held	As a % of total Warrants held	Number of convertible securities held	Total convertible securities of the same class	
1. BLUE STONE CRIHA NIKMAN PVT. LTD	109100	1.409	0	0.000	0	0.000	1.409
2. CLUBSIDE TRADERS PVT LTD	99900	1.174	0	0.000	0	0.000	1.174
3. ROSY SALE PROMOTION PVT LTD	99900	1.174	0	0.000	0	0.000	1.174
4. SHAKUNTALA EXIN PVT. LTD.	1000000	12.911	0	0.000	0	0.000	12.911
5. HEERA CHAND SINGHI	115000	1.485	0	0.000	0	0.000	1.485
6. KETAN C. KAMDAR	200000	2.582	0	0.000	0	0.000	2.582
TOTAL	1603900	20.734	NIL	NIL	NIL	NIL	20.734



DOLLAR INDUSTRIES LTD.

(1)(2)(ii) Statement showing holding of securities (including shares, warrants, convertible securities) of persons (together with PACI) belonging to the category (PUBLIC) and holding more than 5,000(%) of the total number of shares of the company as on 31/12/2013

Sri. Name(s) of the shareholder and the Persons Acting in Concert (PACI) with them	Number of Shares held	Shares as a percentage of total number of shares (i.e., Grand Total (A)+(B)+(C) indicated in Statement at para (1)(a) above)	Details of Warrants		Details of convertible securities		Total shares (including underlying shares assuming full conversion of warrants and convertible securities) as a % of diluted share capital
			Number of Warrants held	As a % of total warrants held	Number of convertible securities held	convertible Securities ZU.R.I. total number of convertible securities of the same class	
1. SHAKUNTALA EXIM PVT. LTD.	1000000	12.911	0	0.000	0	0.000	12.911
TOTAL	1000000	12.911	Nil	Nil	Nil	Nil	12.911



DOLLAR INDUSTRIES LTD.

(I) (G) STATEMENT SHOWING DETAILS OF LOCKED-IN SHARES AS ON 31/12/2013


Page: 1

Srl. Name(s) of the Shareholder	Category of Shareholders Locked-in	Number of Shares	% to Total
---------------------------------	------------------------------------	------------------	------------

1.

NIL


NIL



DOLLAR INDUSTRIES LTD.
 (III) (a) STATEMENT SHOWING DETAILS OF DEPOSITORY RECEIPTS (DRs)

Page: 1

Sri.	Type of Outstanding DR (ADRs, GDRs, SDRs, etc)	Number of Outstanding DRs	Number of Shares underlying outstanding DRs	Shares underlying Outstanding DRs as a Percentage of total number of shares i.e. Grand total (A)+(B)+ (C) indicated in Statement at para (1)(a) above)
1.	NIL	NIL	NIL	NIL



DOLLAR INDUSTRIES LTD.
 (ii) (b) STATEMENT SHOWING DETAILS OF DEPOSITORY RECEIPTS (DRs), WHERE UNDERLYING SHARES HELD BY PROMOTER/PROMOTER GROUP, ARE IN EXCESS OF 1% OF THE TOTAL NO. OF SHARES

Page: 1

Sl. No.	Name of the DR Holder	Type of outstanding DR (ADRs, GDRs, BDRs, etc.) DRs	Number of Shares	Shares underlying Outstanding DRs as		Grand total (A) + (B) + (C) indicated in statement at para (i)(a) above
				Underlying DR Shares	Percentage of total outstanding number of shares (ie. DRs)	
1.	NIL	NIL	NIL	NIL	NIL	NIL
2.	NIL	NIL	NIL	NIL	NIL	NIL
TOTAL			NIL	NIL	NIL	NIL

