



(₹ in Lakhs)

Statement of Unaudited Standalone Financial Results for the three months and nine months ended December 31, 2021

SN	Particulars	Three months ended			Nine months ended		Year ended
		31-12-2021	30-09-2021	31-12-2020	31-12-2021	31-12-2020	31-03-2021
		(Unaudited)	(Unaudited)	(Unaudited)	(Unaudited)	(Unaudited)	(Audited)
I	Revenue from operations	38,205.27	39,067.45	31,179.43	97,731.06	72,864.11	1,03,695.57
II	Other income	149.79	33.19	64.91	274.38	135.87	348.13
III	Total income (I+II)	38,355.06	39,100.64	31,244.34	98,005.44	72,999.98	1,04,043.70
IV	Expenses						
	Cost of materials consumed	18,372.27	21,141.67	13,215.41	54,288.95	30,911.28	46,466.85
	Changes in inventories of finished goods, work-in-progress and stock-in-trade	303.21	(3,236.16)	784.43	(9,958.99)	429.14	(1,939.06)
	Employee benefits expense	1,695.92	1,545.21	1,200.09	4,523.30	3,091.61	4,462.83
	Finance costs	196.50	165.03	177.78	498.15	748.91	878.69
	Depreciation and amortization expense	423.81	402.44	377.11	1,209.48	1,059.03	1,547.08
	Sub-contract expenses	6,425.66	7,664.28	5,936.16	18,695.95	14,187.59	21,077.38
	Other expenses	4,977.66	5,783.93	5,726.80	14,049.15	13,548.56	19,819.32
	Total expenses (IV)	32,395.03	33,466.40	27,417.78	83,305.99	63,976.12	92,313.09
V	Profit before tax (III-IV)	5,960.03	5,634.24	3,826.56	14,699.45	9,023.86	11,730.61
VI	Tax expenses						
	(1) Current tax	1,536.70	1,550.04	1,026.22	3,898.37	2,355.54	2,988.23
	(2) Deferred tax	(17.34)	(40.50)	(37.67)	(75.30)	(50.18)	14.36
	Total tax expenses (1+2)	1,519.36	1,509.54	988.55	3,823.07	2,305.36	3,002.59
VII	Profit for the period (V-VI)	4,440.67	4,124.70	2,838.01	10,876.38	6,718.50	8,728.02
VIII	Other comprehensive income (net of tax)						
	(1) Re-measurement gain/ (losses) on defined benefit plans	-	77.28	-	84.98	117.79	30.79
	(2) Income tax effect	-	(19.45)	-	(21.39)	(29.64)	(7.75)
	Other comprehensive income (net of tax)	-	57.83	-	63.59	88.15	23.04
IX	Total Comprehensive income for the period (VII+VIII)	4,440.67	4,182.53	2,838.01	10,939.97	6,806.65	8,751.06
X	Paid-up equity share capital (of ₹ 2/- each)	1,134.32	1,134.32	1,134.32	1,134.32	1,134.32	1,134.32
XI	Other equity	-	-	-	-	-	53,147.13
XII	Earnings per equity share (of ₹ 2/- each)						
	(1) Basic (₹)	7.83	7.27	5.00	19.18	11.85	15.39
	(2) Diluted (₹)	7.83	7.27	5.00	19.18	11.85	15.39

Notes:


- The above unaudited Standalone Financial Results, have been reviewed by the Audit Committee and approved by the Board of Directors at their respective meetings held on January 27, 2022. The statutory auditors have conducted the limited review of the above unaudited standalone financial results.
- As the Company's business activity falls within a single significant primary business segment i.e. "Garment & Hosiery and related service", no separate segment information is disclosed. These, in the context of Ind AS 108 on "Operating Segments Reporting" are considered to constitute one segment and hence, the Company has not made any additional segment disclosures.



DOLLAR INDUSTRIES LTD.

(AN ISO 9001:2015 CERTIFIED ORGANISATION)

Om Tower 15th Floor 32 J. L. Nehru Road Kolkata 700071 India
 +91 33 2288 4064-66 +91 33 2288 4063 care@dollarglobal.in dollarglobal.in
 CIN NO. : L17299WB1993PLC058969



3) Additional Information pursuant to Regulation 52(4) of Securities and Exchange Board of India (Listing Obligations and Disclosure Requirements) Regulations, 2015, as amended as at and for the Quarter / Nine months ended December 31, 2021.

SN	Particulars	Three months ended			Nine months ended		Year ended
		31-12-2021 (Unaudited)	30-09-2021 (Unaudited)	31-12-2020 (Unaudited)	31-12-2021 (Unaudited)	31-12-2020 (Unaudited)	31-03-2021 (Audited)
1	Debt Equity Ratio <i>(Total Borrowings - Cash and cash equivalent / Total Equity)</i>	0.27	0.26	0.19	0.27	0.19	0.22
2	Debt service coverage ratio (not annualised) <i>(EBIDTA Finance Charges + Long Term Borrowings scheduled principal repayment during the period)</i>	22.29	20.14	10.55	27.49	10.98	12.76
3	Interest service coverage ratio (not annualised) <i>(EBIDTA Finance Charges)</i>	33.49	37.58	24.65	32.94	14.46	16.11
4	Networth	63,860.22	59,419.55	52,337.04	63,860.22	52,337.04	54,281.45
5	Net profit after tax	4,440.67	4,124.70	2,838.01	10,876.38	6,718.50	8,728.02
6	Earnings per shares	7.83	7.27	5.00	19.18	11.85	15.39
7	Current ratio <i>(Current Assets / Current Liabilities)</i>	2.24	2.19	2.38	2.24	2.38	2.48
8	Long term debt to working capital <i>(Non current borrowings + Current maturities of long term borrowings / Current Assets - (Current liabilities - Current maturities of long term borrowings)</i>	0.01	0.01	0.01	0.01	0.01	0.01
9	Bad Debts to Accounts receivable ratio <i>(Bad debts / Trade receivables)</i>	-	-	-	-	-	-
10	Current liability ratio <i>(Current Liabilities / Total Liabilities)</i>	0.97	0.98	0.98	0.97	0.98	0.97
11	Total debts to total assets <i>(Total borrowings / Total Assets)</i>	0.18	0.17	0.14	0.18	0.14	0.15
12	Debtors Turnover (no of days) <i>(Average Trade receivables / Revenue from Operations* No. of days)</i>	88.18	83.58	104.73	103.04	133.96	121.62
13	Inventory Turnover (no of days) <i>(Average Inventory / Cost of materials consumed + Change in Inventories of FG and WIP + Sub contract expenses + Power and fuel + Carriage inward + Repair to building and machinery + Other manufacturing Expenses* No. of days)</i>	127.99	124.87	130.39	151.25	168.04	160.99
14	Operating EBIDTA Margin (%) <i>(EBIDTA - Other Income / Revenue from operations)</i>	0.17	0.16	0.14	0.17	0.15	0.13
15	Net Profit Margin (%) <i>(Net profit for the period / Revenue from operations)</i>	0.12	0.11	0.09	0.11	0.09	0.08
16	Credit Rating an change in credit ratings (if any)	The Company had a credit rating "A1+" by Care Ratings Ltd for its Commercial Paper at the time of issue.					
17	Due date and actual date of repayment of principal	The due date for repayment of Commercial Paper is 28-02-2022. The total outstanding as on 31-12-2021 is ₹ 4000 lakhs.					
18	The above Commercial Paper are secured by hypothecation of Inventories, Book Debts, Fixed Assets and Other Current Assets of the Company						

4) The previous period figures have been re-grouped / re-classified wherever necessary, to conform to current period's classification in order to comply with the requirements of the amended Schedule III to the Companies Act, 2013 effective April 01, 2021.

5) The Company does not have any exceptional item during the above period.

Place : Kolkata
Date : January 27, 2022



By Order of the Board of Directors
For Dollar Industries Limited



Vinod Kumar Gupta
(Managing Director)
DIN: 00877949

DOLLAR INDUSTRIES LTD.

(AN ISO 9001:2015 CERTIFIED ORGANISATION)

Om Tower 15th Floor 32 J. L. Nehru Road Kolkata 700071 India
+91 33 2288 4064-66 +91 33 2288 4063 care@dollarglobal.in dollarglobal.in
CIN NO. : L17299WB1993PLC058969

Statement of Unaudited Consolidated Financial Results for the three months and nine months ended December 31, 2021

SN	Particulars	Three months ended			Nine months ended		Year ended
		31-12-2021	30-09-2021	31-12-2020	31-12-2021	31-12-2020	31-03-2021
		(Unaudited)	(Unaudited)	(Unaudited)	(Unaudited)	(Unaudited)	(Audited)
I	Revenue from operations	38,205.27	39,067.45	31,179.43	97,731.06	72,864.11	1,03,695.57
II	Other income	149.79	33.19	64.91	274.38	135.87	348.13
III	Total income (I+II)	38,355.06	39,100.64	31,244.34	98,005.44	72,999.98	1,04,043.70
IV	Expenses						
	Cost of materials consumed	18,372.27	21,141.67	13,215.41	54,288.95	30,911.28	46,466.85
	Changes in inventories of finished goods, work-in-progress and stock-in-trade	303.21	(3,236.16)	784.43	(9,958.99)	429.14	(1,939.06)
	Employee benefits expense	1,695.92	1,545.21	1,200.09	4,523.30	3,091.61	4,462.83
	Finance costs	196.50	165.03	177.78	498.15	748.91	878.69
	Depreciation and amortization expense	423.81	402.44	377.11	1,209.48	1,059.03	1,547.08
	Sub-contract expenses	6,425.66	7,664.28	5,936.16	18,695.95	14,187.59	21,077.38
	Other expenses	4,977.66	5,475.93	5,726.80	13,741.15	13,548.56	19,819.32
	Total expenses (IV)	32,395.03	33,158.40	27,417.78	82,997.99	63,976.12	92,313.09
V	Profit before tax (III-IV)	5,960.03	5,942.24	3,826.56	15,007.45	9,023.86	11,730.61
VI	Tax expenses						
	(1) Current tax	1,536.70	1,550.04	1,026.22	3,898.37	2,355.54	2,988.23
	(2) Deferred tax	(17.34)	(40.50)	(37.67)	(75.30)	(50.18)	14.36
	Total tax expenses (1+2)	1,519.36	1,509.54	988.55	3,823.07	2,305.36	3,002.59
VII	Profit after tax (V-VI)	4,440.67	4,432.70	2,838.01	11,184.38	6,718.50	8,728.02
	Add/(Less): Share of profit/(loss) in joint venture	(5.64)	(56.85)	(61.35)	(119.41)	(121.57)	(196.33)
VIII	Profit for the period	4,435.03	4,375.85	2,776.66	11,064.97	6,596.93	8,531.69
IX	Other comprehensive income / (loss) to be reclassified to profit or loss in subsequent periods:						
	(1) Re-measurement gain/ (losses) on define benefit plans	-	77.28	-	84.98	117.79	30.79
	(2) Income tax effect	-	(19.45)	-	(21.39)	(29.64)	(7.75)
	Other comprehensive income (net of tax)	-	57.83	-	63.59	88.15	23.04
X	Share of other comprehensive income in Joint Venture	-	-	-	-	-	1.96
XI	Total Comprehensive income for the period (VIII+IX+X)	4,435.03	4,433.68	2,776.66	11,128.56	6,685.08	8,556.69
XII	Paid-up equity share capital (of ₹ 2/- each)	1,134.32	1,134.32	1,134.32	1,134.32	1,134.32	1,134.32
XIII	Other equity	-	-	-	-	-	52,541.07
XV	Earnings per equity share (of ₹ 2/- each)						
	(1) Basic (₹)	7.82	7.72	4.90	19.51	11.63	15.04
	(2) Diluted (₹)	7.82	7.72	4.90	19.51	11.63	15.04

Notes:


- The above unaudited Consolidated Financial Results, have been reviewed by the Audit Committee and approved by the Board of Directors at their respective meetings held on January 27, 2022. The statutory auditors have conducted the limited review of the above unaudited consolidated financial results.
- As the Company's business activity falls within a single significant primary business segment i.e. "Garment & Hosiery and related service", no separate segment information is disclosed. These, in the context of Ind AS 108 on "Operating Segments Reporting" are considered to constitute one segment and hence, the Company has not made any additional segment disclosures.


DOLLAR INDUSTRIES LTD.

(AN ISO 9001:2015 CERTIFIED ORGANISATION)

 Om Tower 15th Floor 32 J. L. Nehru Road Kolkata 700071 India
 + 91 33 2288 4064-66 +91 33 2288 4063 care@dollarglobal.in dollarglobal.in

CIN NO. : L17299WB1993PLC058969



3) Additional Information pursuant to Regulation 52(4) of Securities and Exchange Board of India (Listing Obligations and Disclosure Requirements) Regulations, 2015, as amended as at and for the Quarter / Nine months ended December 31, 2021.

SN	Particulars	Three months ended			Nine months ended		Year ended
		31-12-2021 (Unaudited)	30-09-2021 (Unaudited)	31-12-2020 (Unaudited)	31-12-2021 (Unaudited)	31-12-2020 (Unaudited)	31-03-2021 (Audited)
1	Debt Equity Ratio <i>(Total Borrowings - Cash and cash equivalent / Total Equity)</i>	0.28	0.26	0.19	0.28	0.19	0.22
2	Debt service coverage ratio (not annualised) <i>(EBIDTA / Finance Charges + Long Term Borrowings scheduled principal repayment during the period)</i>	22.29	21.14	10.55	28.00	10.98	12.58
3	Interest service coverage ratio (not annualised) <i>(EBIDTA / Finance Charges)</i>	33.49	39.45	24.65	33.55	14.46	15.89
4	Networth	63,442.75	59,007.73	51,803.79	63,442.75	51,803.79	53,675.39
5	Net profit after tax	4,435.03	4,375.85	2,776.66	11,064.97	6,596.93	8,531.69
6	Earnings per shares	7.82	7.72	4.90	19.51	11.63	15.04
7	Current ratio <i>(Current Assets / Current Liabilities)</i>	2.24	2.19	2.38	2.24	2.38	2.48
8	Long term debt to working capital <i>(Non current borrowings + Current maturities of long term borrowings / Current Assets - (Current liabilities - Current maturities of long term borrowings))</i>	0.01	0.01	0.01	0.01	0.01	0.01
9	Bad Debts to Accounts receivable ratio <i>(Bad debts / Trade receivables)</i>	-	-	-	-	-	-
10	Current liability ratio <i>(Current Liabilities / Total Liabilities)</i>	0.97	0.98	0.98	0.97	0.98	0.97
11	Total debts to total assets <i>(Total borrowings / Total Assets)</i>	0.18	0.17	0.14	0.18	0.14	0.15
12	Debtors Turnover (no of days) <i>(Average Trade receivables / Revenue from Operations* No. of days)</i>	88.18	83.58	104.73	103.04	133.96	121.62
13	Inventory Turnover (no of days) <i>(Average Inventory / Cost of materials consumed + Change in Inventories of FG and WIP + Sub contract expenses + Power and fuel + Carriage inward + Repair to building and machinery + Other manufacturing Expenses* No. of days)</i>	127.99	124.87	130.39	151.25	168.04	160.99
14	Operating EBIDTA Margin (%) <i>(EBIDTA - Other Income / Revenue from operations)</i>	0.17	0.17	0.14	0.17	0.15	0.13
15	Net Profit Margin (%) <i>(Net profit for the period / Revenue from operations)</i>	0.12	0.11	0.09	0.11	0.09	0.08
16	Credit Rating an change in credit ratings (if any)	The Company had a credit rating "A1+" by Care Ratings Ltd for its Commercial Paper at the time of issue.					
17	Due date and actual date of repayment of principal	The due date for repayment of Commercial Paper is 28-02-2022. The total outstanding as on 31-12-2021 is ₹ 4000 lakhs.					
18	The above Commercial Paper are secured by hypothecation of Inventories, Book Debts, Fixed Assets and Other Current Assets of the Company						

4) The previous period figures have been re-grouped / re-classified wherever necessary, to conform to current period's classification in order to comply with the requirements of the amended Schedule III to the Companies Act, 2013 effective April 01, 2021.

5) The Company does not have any exceptional item during the above period

Place : Kolkata
Date : January 27, 2022



By Order of the Board of Directors
For Dollar Industries Limited

Vinod Kumar Gupta
(Managing Director)
DIN: 00877949

DOLLAR INDUSTRIES LTD.

(AN ISO 9001:2015 CERTIFIED ORGANISATION)

Om Tower 15th Floor 32 J. L. Nehru Road Kolkata 700071 India
+ 91 33 2288 4064-66 +91 33 2288 4063 care@dollarglobal.in dollarglobal.in

CIN NO. : L17299WB1993PLC058969

Independent Auditor's Review Report on Unaudited Standalone Financial Results of the Company for three months and nine months ended 31st December, 2021 pursuant to the Regulation 33 and Regulation 52 of the SEBI (Listing Obligations and Disclosure Requirements) Regulations, 2015 (as amended)

Review Report to,
The Board of Directors of
Dollar Industries Limited

1. We have reviewed the accompanying Statement of Unaudited Standalone Financial Results of **M/s. Dollar Industries Limited** ("the Company") for three months and nine months ended 31st December, 2021 together with the notes thereon (the "Statement"). The Statement is being submitted by the Company pursuant to the requirement of Regulation 33 and Regulation 52 of the SEBI (Listing Obligations and Disclosure Requirements) Regulations, 2015, as amended (the "Regulation"), and has been initialed by us for identification purpose.
2. This Statement, which is the responsibility of the Company's Management and approved by the Company's Board of Directors in their meeting held on 27th January, 2022, has been prepared in accordance with the recognition and measurement principles laid down in the Indian Accounting Standard 34 "Interim Financial Reporting" ("Ind AS 34"), prescribed under section 133, of the Companies Act, 2013 as amended read with relevant rules issued thereunder and other accounting principles generally accepted in India. Our responsibility is to express a conclusion on the Statement based on our review.
3. We conducted our review of the Statement in accordance with the Standard on Review Engagement (SRE) 2410 "Review of Interim Financial Information Performed by the Independent Auditor of the Entity," as specified under Section 143(10) of the Companies Act, 2013. This Standard requires that we plan and perform the review to obtain moderate assurance as to whether the Statement is free of material misstatement. A review is limited primarily to inquiries of Company personnel and analytical procedure applied to financial data and thus provides less assurance than an audit. We have not performed an audit and accordingly, we do not express an audit opinion.
4. Based on our review conducted as above, nothing has come to our attention that causes us to believe that the accompanying Statement, prepared in accordance with the recognition and measurement principles laid down in the Indian Accounting Standards prescribed under Section 133 of the Companies Act, 2013, as amended read with relevant rules issued there under and other recognized accounting practices and policies, has not disclosed the information required to be disclosed in terms of the Regulation, including the manner in which it is to be disclosed, or that it contains any material misstatement.

For Singhi & Co.
Chartered Accountants
Firm Registration No.302049E


(Shrenik Mehta)

Partner

Membership No. 063769
UDIN: 22063769AAAAA1291

Place: Kolkata
Dated: 27th January, 2022



Independent Auditor's Review Report on Unaudited Consolidated Financial Results of the Company for three months and nine months ended 31st December, 2021 pursuant to the Regulation 33 and Regulation 52 of the SEBI (Listing Obligations and Disclosure Requirements) Regulations, 2015 (as amended)

Review Report to,
The Board of Directors of
Dollar Industries Limited

1. We have reviewed the accompanying Unaudited Consolidated Financial Results together with notes thereon of **M/s. Dollar Industries Limited** ('the Company') and share of the net profit/(loss) after tax and total comprehensive income of its joint venture for the three months and nine months ended 31st December, 2021, ('the Statement') being submitted by the Company pursuant to the requirement of Regulation 33 and Regulation 52 of SEBI (Listing Obligations and Disclosure Requirements) Regulations, 2015, as amended ('the Regulation'), and has been initialed by us for identification purposes.
2. This Statement which is the responsibility of the Company's Management and has been approved by the Company's Board of Directors in their meeting on 27th January, 2022. The Statement has been prepared in accordance with the recognition and measurement principles laid down in Indian Accounting Standard 34 "Interim Financial Reporting" ("Ind AS-34"), prescribed under Section 133 of the Companies Act, 2013, ('the Act') as amended, read with relevant rules issued there under, other accounting principles generally accepted in India. Our responsibility is to express a conclusion on the Statement based on our review.
3. We conducted our review of the Statement in accordance with the Standard on Review Engagement (SRE) 2410 "Review of Interim Financial Information Performed by the Independent Auditor of the Entity," as specified under Section 143(10) of the Companies Act, 2013. This standard requires that we plan and perform the review to obtain moderate assurance as to whether the Statement is free of material misstatement. A review of interim financial information consists of making inquiries, primarily of persons responsible for financial and accounting matters and applying analytical and other review procedures. A review is substantially less in scope than an audit conducted in accordance with the Standards on Auditing and consequently does not enable us to obtain assurance that we would become aware of all significant matters that might be identified in an audit. We have not performed an audit and accordingly, we do not express an audit opinion.

We have also performed procedures in accordance with the Circular issued by the SEBI under regulations 33(8) of the SEBI (Listing Obligations and Disclosure Requirements), Regulations, 2015, as amended, to the extent applicable.

4. The Statement includes the financial results of entity given below:
 - Pepe Jeans Innerfashion Private Limited (Joint Venture)



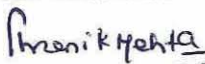
5. Based on our review conducted and procedures performed as stated in paragraph 3 above and based on the consideration of the management's certificates referred to in paragraph 6 below, nothing has come to our attention that causes us to believe that the accompanying Statement, prepared in accordance with the recognition and measurement principles laid down in the aforesaid Indian Accounting Standards and other accounting principles generally accepted in India, has not disclosed the information required to be disclosed in terms of the Regulation, including the manner in which it is to be disclosed, or that it contains any material misstatement.
6. The Unaudited Consolidated Financial Results include the Company's share of net loss after tax of Rs. 5.64 lakhs and Rs. 119.41 lakhs and Company's share of Other Comprehensive income of Nil having an impact to that extent on the total comprehensive income for the three months and nine months ended 31st December, 2021 respectively, as considered in the Unaudited Consolidated Financial Results in respect of the joint venture mentioned in paragraph 4 above. The result of this joint venture is based solely on management certified account. According to the information and explanation given to us by the management, the said Financial Result is not material to the Company.

Our conclusion on the Statement is not modified in respect of the matter referred to in Paragraph 6 above.

Place: Kolkata
Dated: 27th January, 2022



For Singhi & Co.
Chartered Accountants
Firm Registration No.302049E


(Shrenik Mehta)

Partner
Membership No. 063769
UDIN: 22063769AAAAAE7155