

DOLLAR INDUSTRIES LIMITED

(CIN No. L17299WB1993PLC058969)

Regd. Office : OM Tower, 12th Floor, 32, J.L.Nehru Road, Kolkata - 700 071


UNAUDITED FINANCIAL RESULTS FOR THE QUARTER ENDED ON 30TH SEPTEMBER, 2014

PART I

Statement of Standalone Un-Audited Results for the Quarter and for the Year Ended 30/09/2014

(Rs. In Lakhs)

	Particulars	Quarter ended (Un-audited)			Half year ended (Un-audited)		Year ended (Audited)
		30.09.2014	30.06.2014	30.09.2013	30.09.2014	30.09.2013	31.03.2014
1	Income from Operations						
	(a) Net Sales/ Income from operations (Net of Excise Duty)	19899.10	16882.84	19371.58	36781.94	34707.45	68443.98
	(b) Other Operating Income	106.48	53.62	391.14	140.10	415.61	744.86
	Total income from operation (net)	20,005.58	16,916.46	19,762.72	36,922.04	35,123.06	69,188.84
2	Expenditure						
	a. Cost of materials Consumed	13061.68	8162.92	10799.22	21224.60	17257.57	35346.98
	b. Purchase of Stock - in - trade						
	c. Change in inventories of finished goods, work in progress and stock in trade	-1623.88	-764.04	-1996.17	-2387.92	-65.83	1217.90
	d. Employee benefits expenses	148.53	124.35	133.26	272.88	225.05	494.00
	e. Depreciation and amortisation expense	201.66	191.40	228.13	393.06	433.47	884.51
	f. Other expenses						
	i. Manufacturing Expenses	2897.65	3691.64	3687.03	6589.29	6881.97	13711.85
	ii. Administrative Expenses	4025.59	4348.77	5544.14	8374.36	8083.44	13950.61
	Total expenses	18,711.23	15,755.04	18,395.61	34,466.27	32,815.67	65,605.85
3	Profit from operations before other income, finance costs and exceptional item (1-2)	1,294.35	1,161.42	1,367.11	2,487.82	2,307.39	3,582.99
4	Other Income	15.35	16.70	51.94	32.05	62.69	38.99
5	Profit/ (Loss) from ordinary activities after finance costs but before exceptional items (3±4)	1,309.70	1,178.12	1,419.05	2,519.87	2,370.08	3,621.98
6	Finance costs	330.31	427.97	454.57	758.28	747.32	1562.54
7	Profit/ (Loss) from ordinary activities before finance costs and Exceptional Items (5±6)	979.39	750.15	964.48	1,761.59	1,622.76	2,059.44
8	Exceptional Items	-	-	-	-	-	-
9	Profit/ (Loss) from ordinary activities before Tax (7±8)	979.39	750.15	964.48	1,761.59	1,622.76	2,059.44
10	Tax Expense	200.00	100.00	225.00	300.00	325.00	687.49
11	Net Profit / (Loss) from Ordinary Activities after Tax (9±10)	779.39	650.15	739.48	1,461.59	1,297.76	1,371.95
12	Extraordinary Item (Net of tax expenses)	-	-	-	-	-	-
13	Net Profit / (Loss) for the period (11±12)	779.39	650.15	739.48	1,461.59	1,297.76	1,371.95
14	Share of profit / (Loss) of associates	-	-	-	-	-	-
15	Minority Interest	-	-	-	-	-	-
16	Net Profit/ (Loss) after taxes, Minority Interest and share of profit/ (loss) of associates (13±14±15)	779.39	650.15	739.48	1,461.59	1,297.76	1,371.95
17	Paid up equity Share capital (Face value of Rs. 10/- each)	774.52	774.52	774.52	774.52	774.52	774.52
18	Reserves excluding Revaluation Reserves as per Balance Sheet of previous accounting year	-	-	-	-	-	9,341.23
19 i	Earning Per Share (EPS) (before extraordinary items) (of Rs. 10/- each) (not annualised):						
	(a) Basic	10.06	8.39	9.55	18.87	16.76	17.71
	(b) Diluted	10.06	8.39	9.55	18.87	16.76	17.71
19 ii	Earning Per Share (EPS) (after extraordinary items) (of Rs. 10/- each) (not annualised):						
	(a) Basic	10.06	8.39	9.55	18.87	16.76	17.71
	(b) Diluted	10.06	8.39	9.55	18.87	16.76	17.71





II
DOLLAR INDUSTRIES LIMITED
(CIN No. L17299WB1993PLC058969)
Regd. Office: OM Tower, 12th Floor, 32, J.L.Nehru Road, Kolkata - 700 071

PART II

Statement of Standalone Un-Audited Results for the Quarter and for the Year Ended 30/09/2014

Particulars	Quarter ended (Un-audited)			Half year ended (Un-audited)		Year ended (Audited)
	30.09.2014	30.06.2014	30.09.2013	30.09.2014	30.09.2013	31.03.2014
A						
PARTICULARS OF SHAREHOLDING						
1 Public shareholding						
Number of Shares	3047950	3047950	3047950	3047950	3047950	3047950
Percentage of Shareholding	39.35	39.35	39.35	39.35	39.35	39.35
2 Promoter and promoter Group Shareholding						
a) Pledged / Encumbered						
- Number of Shares	-	-	-	-	-	-
- Percentage of Shares (as a % of the total shareholding of promoter and promoter group)	-	-	-	-	-	-
- Percentage of Shares (as a % of the total share capital of the company)	-	-	-	-	-	-
b) Non - encumbered						
- Number of Shares	4697210	4697210	4697210	4697210	4697210	4697210
- Percentage of Shares (as a % of the total shareholding of promoter and promoter group)	100.00	100.00	100.00	100.00	100.00	100.00
- Percentage of Shares (as a % of the total share capital of the company)	60.65	60.65	60.65	60.65	60.65	60.65

Particulars	3 months ended 30/09/2014
B	
INVESTORS COMPLAINTS	
Pending at the beginning of the Quarter	NIL
Received during the Quarter	NIL
Disposed of during the quarter	NIL
Remaining unresolved at the end of the quarter	NIL



(Rs. in Lakhs)

Standalone Statement of Assets and Liabilities		As at	As at
Particulars		30/09/2014	31/03/2014
A	EQUITY AND LIABILITIES		
1	Shareholder's Funds :		
	(a) Share Capital	774.52	774.52
	(b) Reserve and Surplus	11059.14	9341.23
	(c) Money received against share warrants	0.00	0.00
	Sub total - Shareholder's Fund	11833.66	10115.75
2	Share Application Money pending Allotment		
3	Minority interest		
4	Non Current liabilities		
	(a) Long term borrowings	6206.62	3902.00
	(b) Deffered Tax Liabilites (net)	289.85	289.85
	(c) Other Long term liabilities	385.20	777.45
	(d) Long Term provisions	0.00	0.00
	Sub total - Non Current liabilities	6881.67	4969.30
5	Current Liabilities		
	(a) Short Term borrowings	11167.44	10260.21
	(b) Trade paybles	7850.40	6238.67
	(c) Other Current liabilities	1198.43	2919.65
	(d) Short term provisions.	200.43	200.43
	Sub total - Current liabilities	20416.70	19618.96
	TOTAL - EQUITY AND LIABILITIES	39132.03	34704.01
B	ASSETS		
1	Non Current Assets.		
	(a) Fixed Assets.	6,939.00	7,564.34
	(b) Goodwill on Consolidation	-	-
	(c) Non Current Investment	0.10	0.10
	(d) Defered tax Assets(Net)	-	-
	(e) Long Term loans and Advances	441.77	415.35
	(f) Other Non Current Assets	90.58	20.34
	Sub total -Non Current Assets	7471.45	8000.13
2	Current Assets		
	(a) Current investments		
	(b) Inventories	13,798.22	10,672.03
	(c) Trade Receivables	14,973.18	14,139.67
	(d) Cash and Cash Equivalents	586.33	1,003.51
	(e) Short - term loans and advances	2,287.50	860.38
	(f) Other Current Assets	15.35	28.29
	Sub total - Current Assets	31660.58	26703.88
	TOTAL ASSETS	39132.03	34704.01

Notes :

- The Company is dealing in one Segment only i.e. Hosiery goods ;
- The aforesaid financial results was reviewed by the Audit Committee and was approved by the Board of Directors meeting held on 14th November, 2014 ;
- The Auditors has carried out Limited Review on the aforesaid financial results.
- Previous year / period figures have been regrouped / rearranged, wherever necessary to make them comparable with the current period figures.

Place : Kolkata
Date : 14-11-2014



For Dollar Industries Limited

Vinod Kumar Gupta
Managing Director
(DIN No. 00877949)

REPORT ON LIMITED REVIEW

We have reviewed the accompanying statement of unaudited financial results of **M/S. Dollar Industries Limited** of 32, J. L. Nehru Road, Kolkata – 700 071 for the quarter ended 30th September, 2014. This statement is the responsibility of the Company's Management and has been approved by the Board of Directors/Committee of Board of Directors. Our responsibility is to issue a report on these financial statements based on our review.

We conducted our review in accordance with the Standard on Review Engagement (SRE) 2400, engagements to Review Financial Statements by the Institute of Chartered Accountants of India. The standard requires that we plan and perform the review to obtain moderate assurance as to whether the financial statements are free of material misstatement. A review is limited primarily to enquiries of company personnel and analytical procedures applied to financial data and thus provide less assurance than an audit. We have not performed an audit and accordingly, we do not express an audit opinion.

Based on our review conducted as above, nothing has come to our attention that causes us to believe that the accompanying statement of unaudited financial results prepared in accordance with applicable accounting standards and other recognized accounting practices and policies has not disclosed the information required to be disclosed in terms of Clause 41 of the Listing Agreement including the manner in which it is to be disclosed, or that it contains any material misstatement.

For AMIT VED GARG & CO.
Chartered Accountants

A. Garg

(CA. A. GARG)
Proprietor

Firm Regn. No. 325121E
Membership No. 061677



Place : Kolkata
Date : 14.11.2014